



THE FILTER

TBAS . . . Since 1992

May 2017
Volume 26 Issue 10



Poecilia reticulata
Ocean Blue Guppy

Photo Mike Jacobs . . . 2016

April Meeting
SWAP MEET

March Bowl Show
No Bowl Show
Swap Meet



TAMPA BAY AQUARIUM SOCIETY

"THE FILTER"

Tampa/St. Pete, Florida





TABLE of CONTENTS

Click on Title to go Directly to Item



3) President's Stuff	Dharmesh Patel
4) Ludo's Place	TBAS
6) Email Article!!!!	Laraine Stovall
9) TBAS Swap Meet May 8, 2017	TBAS
10) Patty Talks	Patty Moncrief
12) AKA 2017 Convention May 26-28 Chicago, Illinois	
13) Random Shots	Mike Jacobs
14) Bowl Show Categories	TBAS
15) Bowl Show Results	TBAS
16) Angels Plus Video	TBAS
17-19) TBAS Supporters	TBAS
20) Membership Dues	TBAS
21) TBAS Officers	TBAS
22) TBAS Information	TBAS

President's Dharmesh Patel Stuff

This month's meeting will be fun for sure! We will be having our Annual Swap Meet. Be sure to come out and see some interesting aquarium related items. Many of these items are not available at common retail stores, and can be quite amazing. There are tables left, so please let us know if you would like to reserve one. Remember there is no Bowl Show nor will there be an auction. It will be fun night to score something new, or pick the brain of our local experts. See you all there!



Dharmesh

Dharmesh Patel, President, TBAS

Nannostomus trifasciatus
Pencilfish



LUDO'S PLACE



Ludo's outside ponds are just GORGEOUS!!!!

[To Table of Contents](#)

Ludo Van Den Bogaert has been a long time TBAS member and a many year TBAS BOD member. We sometimes go to Ludo's house for a BOD meeting . . . this time I took my camera!!!



The set-up in the garage.



Then the normal 55 gal community aquarium in the house.

and the African 55 gal community aquarium in the house.

Thanks, Ludo!!!



Folks . . . I recieved this email the other day and Laraine Stovall sent me this email-article. Not only do I like the article but want to tell you folks that this is all you have to do for an article . . . get busy . . . 😊😊!

Mike,

My husband and I have had a long-time interest in keeping and raising tropical fish. Even before my husband and I met I raised Killifish and then started to try my luck with the African substrate spawners. I lived in Texas then and these fish were not found very frequently there. Few folks in the 70's knew how to get them to spawn. From a trip to a Florida fish farm I brought back *Julidochromis ornatas*. The owner there said he could sex them well enough to get me a pair. I took his word for it and brought them back when I flew home.

I am not sure why I chose Texas Honeycomb limestone for their tank, but I do know I wanted something they could swim in and out of. I wanted the pair to be able to hide from their mate if they needed to. Soon I found they loved to swim and almost



90 Gallon Tank

climb in and around the holes in the limestone. In couple of months I noticed tiny little fish partially clinging to the rocks

[To Table of Contents](#)

as they were looking for food. Quickly, I set up a Brine Shrimp hatchery and found the babies were quite capable of darting out to grab a shrimp or two and then return to the rock. Then another set of babies were seen, and then another until four or five spawns were all darting in and around the rocks. All the while the parents never tried to eat or disturb them in any way.



Neolamprologous leleupi

The larger offspring also, did not try to harm the tiny new ones! When it seemed that the tank was holding about 80 offspring I moved the parents to a newly prepared tank complete with more Texas Honeycomb rock.

The first time to do this taught me a new lesson. I found I could never move the mated pair in daylight. If I did they would fight after the move and one would be “treed” up the side of the tank, causing me to quickly put them back in the original tank. If I waited till evening though I could move the pair, turn out the lights and cover the tank so no light from the rest of the home would enter. By the next morning the pair was again showing their normal pair-bonding behaviors.

Skipping fast forward to the 2014's I decided to have a new tank with African substrate spawners. This time my first find was *Neolamprologous leleupi*. Thinking the same set up

would possibly work with I prepared a 90-gallon tank with Texas Honeycomb rock. It did! Soon the Lelupi had offspring. The five adults did not hurt the young newly hatched offspring even though in this case I could not be sure which two were the parents.

I added *Julidochromis marlieri* into the same tank. They have also spawned and now have three sizes of babies. All are



Julidochromis marlieri

doing well together. However, the Lelupi spend most of their time on the right side of the tank and the Marlieri spend much of theirs on the left.

Sadly, I now need to part with them as my interests have diversified into another hobby. I must find a person who will appreciate them, their tank, and all the support equipment I have acquired. A person who will understand why I will suggest that they are to be moved with the container covered and when they are put back the tank should be darkened and lighted only the next morning. I am leaving my phone number if such a person reads this article.

Laraine and Randy Stovall
813-780-7320

TBAS SWAP MEET

Monday, May 8, 2017

. . . just like the last 2 years:
At the upcoming May meeting
7:30pm - Close!

TBAS Members get a FREE table
ONLY if they **PRE-REGISTER**
Contact Dharmesh Patel to register:
dharmeshspatel78@hotmail.com

There will only be 20 Total Tables available
EVERYONE . . . members or not are welcome
to come and buy or sell! Non-members will
pay \$20.00 for a table.

Directions to Meeting:

www.tbas1.com/TBASpages/directions.html

TBAS FaceBook:

www.facebook.com/tampabayaquariumsociety



Sometimes trying to figure out what is wrong with a fish is a little harder, you have to ask the right question. A friend of mine brought in her Betta, who was listless and laying on the bottom of the bowl. He was skinny and had very poor color. No obvious signs of disease. He appeared to have an appetite, but was too weak to eat.

First thing, I lowered the water level to just the top of the fish, so he didn't use all his energy just going to the top to breath. Since I was not sure what to treat the fish with, I decided not to add any medication until I did a little research. I put the Betta on live brine shrimp because it would swim to him and was a high-energy food. Within a couple of days he showed marked improvement, so I continued the live brine. Within a couple of weeks the Betta was swimming and beginning to fill out. I think he will make a full recovery.

I talked to my friend about her care of the Betta. She kept the water clean and fed a high quality flake food. She seemed to be doing everything right, until I asked how old was the flake food . . . more than a couple of months? Yes, maybe 6 months. There's the problem, the flake food has lost its nutrition. Each time the fish food

container is opened a little bit of vitamins are released into the air. After only one month the food has lost at least a half of the vitamins. After two months it is just about useless. It is better to buy a container of flake food that can be used in one month or put some in a smaller container and keep the larger container tightly sealed in a cool dry place. However, when the one Betta is the only fish you have then even the smallest container of fish food available may be several month's supply. Try sharing with a friend or better yet get another Betta.

Until next month, keep those fish happy and healthy.

Aqua Research Center

Water Analysis & Interpretation

by Joe Gargas

Ph: (813)645-1717

Joe's
WATER
Book

Joe's
ROCKET
FILTER

www.aquaresearchcenter.com

LIFEGARD

AQUATICS

Aquarium, Pond & Aquaculture Products



A.K.A. Convention 2017

May 26th – 28th

Crowne Plaza - Chicago Northbrook
2875 N. Milwaukee Avenue
Northbrook, IL 60062



Dalton Nielsen

Brazil

Collecting and Maintaining
the Killifish of Brazil



Jan Willem Hoetmer

The Netherlands

Collecting and Raising Killifish



Jack Heller

Rainy Season Collecting Trip
to the Peruvian Amazon



Ron Harlan

Collecting Killifish in Bolivia



Richard Pierce

Killifish of Madagascar

Also:

A Huge Fish Show with killifish from all over the world

Saturday Morning Killifish Sale

Saturday Evening Banquet and Awards Program

Giant Sunday Auction with hundreds of pairs of killifish
available including many rare and seldom seen species



For more information email: convention@aka.org,
watch our web site or follow us on Facebook

www.aka.org

To Table of Contents



***Allenbatrachus grunniens* . . . Freshwater Toadfish**

photo: Mike Jacobs 2017

[To Table of Contents](#)

MONTHLY BOWL SHOW

January

- 1)
- 2) **None - Plant Auction**

February

- 1) Male Betta Splenden
(single fish)
- 2) Open

March

- 1) Tetras, Barbs, Rasbora
- 2) Cichlids

April

- 1) Platies
- 2) Guppies

May

No Bowl Show
Swap Meet

June

- 1) Corydoras
- 2) Anabantoids no Bettas

July

- 1) Arts & Crafts (hand made)
- 2) Fish "T" Shirt (must be worn)
- 3) Aquatic Photos
(personally taken)

August

- 1) Mollies
- 2) Rainbows

September

- 1) Swordtails
- 2) Pleco/Sucker type fish

October

- 1) Dwarf Cichlids
- 2) Angelfish

November

- 1) Goldfish & Koi
- 2) Invertebrates (Fresh or Salt)

December

No Bowl Show . . . Christmas
Party and the
2016 Results of the Bowl Show!!!



Bowl Show Results

2017

by AL

NAME	JAN-MAR	APRIL	TOTAL
Ethan Skidmore	25	14	39
Kent Sheets	14	15	29
Elaine Thyner	6	0	6
Joshua McWilliams	0	6	6
Missina Burcaw	5	0	5
Danielle Lee	4	0	4
Grant Eder	1	0	1



Nothobranchius rachovii 'Boira 98'



Suncoast Killifish Society, Florida
AKA Convention 2000, AKA Convention 2006

<http://www.sks.aka.org>

Did you ever think of KILLIFISH???

Come find out about them at the SKS meetings!!! See the ad to the left!




**Coastal
Aquarium
Society**

Coastal meets on the 1st Wednesday of every month on the campus of New College in Sarasota Florida . . . come and spend an evening with us!

<http://coastalaquariumsociety.com>

You won't be sorry you came!

Directions are on the website.



**THE BEST KOI ANGELFISH
IN THE UNIVERSE**
www.angelsplus.com

FTFFA FLORIDA TROPICAL FISH FARMS ASSOCIATION
CO-OP STORE

5129 State Road 674 • Wimauma, FL 33598
Phone: 813-938-1162 • Fax: 813-938-1163
E-mail: ftffacoop@tampabay.rr.com



Supporters of TBAS

Tampa Bay Wholesalers: Tropical Fish

alphabetical order

- 1) **5D Tropical Fish**
- 2) **Segrest Farms**

Tampa Bay Tropical Fish Farmers:

alphabetical order

- 1) **Amazon Exotics**
- 2) **BioAquatix**
- 3) **Carter's Fish Hatchery**
- 4) **FishEye Aquatics**
- 5) **Golden Pond**
- 6) **Imperial Tropicals**
- 7) **Lile's Tropical Fish**
- 8) **V-W Tropicals**



BRINE SHRIMP DIRECT

TANK
TESTED
PRODUCTS



YOUR DIRECT SOURCE FOR ALL OF YOUR
TROPICAL FISH FEED REQUIREMENTS - FROM
FROZEN FEEDS, FLAKES AND PELLETS TO
ENRICHMENT PRODUCTS, FREEZE-DRIED
FOODS AND, OF COURSE, BRINE SHRIMP EGGS.

INTRODUCING SLOW SINKING FRESHWATER PELLETS

(WITH ASTAXANTHIN FOR VIBRANT COLORS)

FOR CLUB DISCOUNT, USE THE FOLLOWING
CODE AT CHECK-OUT: **TBAS5**

www.brineshrimpdirect.com

TOLL FREE 800-303-7914

VORTEX

Innerspace Products





Aquarium Pharmaceuticals



www.pythonproducts.com



FLUVAL



www.FluvalAquatics.com





MARINELAND

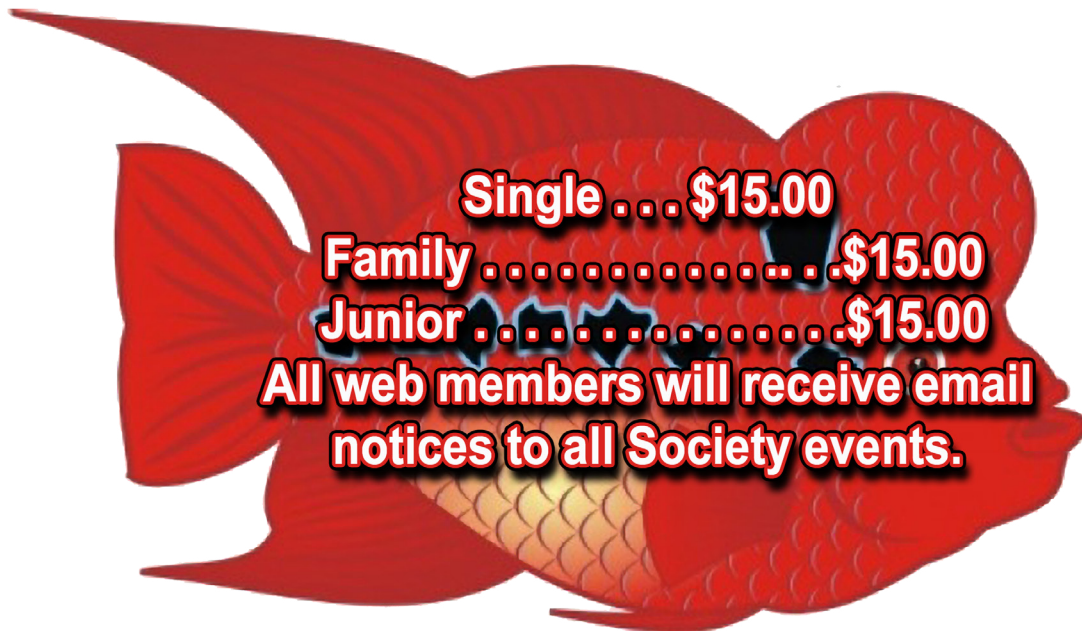


Tetra



COBALT
AQUATICS

MEMBERSHIP DUES!!!!



Membership Dues for TBAS are due on the anniversary of your sign-up date every year. Please make sure you check the “sign-in” list on the table at every meeting to check your “Dues-Date” . . . Thanks!!!

USE PAYPAL ON THE TBAS WEBSITE . . . TBAS1.COM . . . !!!!!

TAMPA BAY AQUARIUM SOCIETY

OFFICERS



PRESIDENT
Dharmesh Patel



V. PRESIDENT
Bill Little




SECRETARY
Kryssi Damico



TREASURER
Patty Moncrief

BOARD OF DIRECTORS



Hank Darin



Joe Gargas



Mike Jacobs



Bill Shields



Al Starkey



TBAS

Tampa Bay Aquarium Society
St. Pete/Tampa, Florida

Website: www.tbas1.com

FORUM: www.tbas1.com/forum